

Scaled data based on original data using  
LM-79-08 Approved Method: Electrical and Photometric Measurements of Solid-  
State Lighting Products

Test Report Prepared for  
Cooper Lighting Solutions  
(formerly Eaton)

Brand: McGRAW-EDISON

Report Number: P270163

Luminaire Tested: **GWC-AF-01-LED-E1-SL4-7027-800**

Issue Date: 3/3/2020

**Test Information**

Test Method: LM-79-08  
Report Number: P270163  
TEST IS SCALED FROM IESNA LM-79-08 TEST DATA (P24294)  
Test Lab: INNOVATION CENTER P2  
Issue Date: 3/3/2020  
Manufacturer: COOPER LIGHTING SOLUTIONS (FORMERLY EATON)  
Product Line: MCGRAW-EDISON  
Catalog Number: GWC-AF-01-LED-E1-SL4-7027-800  
Description: GALLEON WALL LUMINAIRE  
(1) 70 CRI, 2700K, 800mA LIGHTSQUARE WITH 16 LEDS EACH AND TYPE IV SPILL  
LIGHT ELIMINATOR OPTICS  
Light Source: -  
Ballast/Driver: ELECTRONIC DRIVER

**Summary**

Lumens per Lamp: N/A  
Luminaire Lumens: 4240 lumens  
Efficiency: N/A  
Efficacy: 96.4 lumens/watt  
Luminous Opening: Rectangular (W 0.5' x L: 0.5' x H: 0')  
IES Classification: Type IV - Short - Semi-Cutoff  
BUG Rating: B1 - U0 - G2

Input Watts (W): 44  
Input Voltage (V): NR  
Input Current (Ain): NR  
Voltage Rise (V): NR  
Power Factor: NR  
Total Harmonic Distortion (THDi): NR  
Frequency (hertz): 60  
Stabilization Time: NR  
Operation Time: NR  
Ambient Temperature (°C): NR  
Test Distance: 25 FT

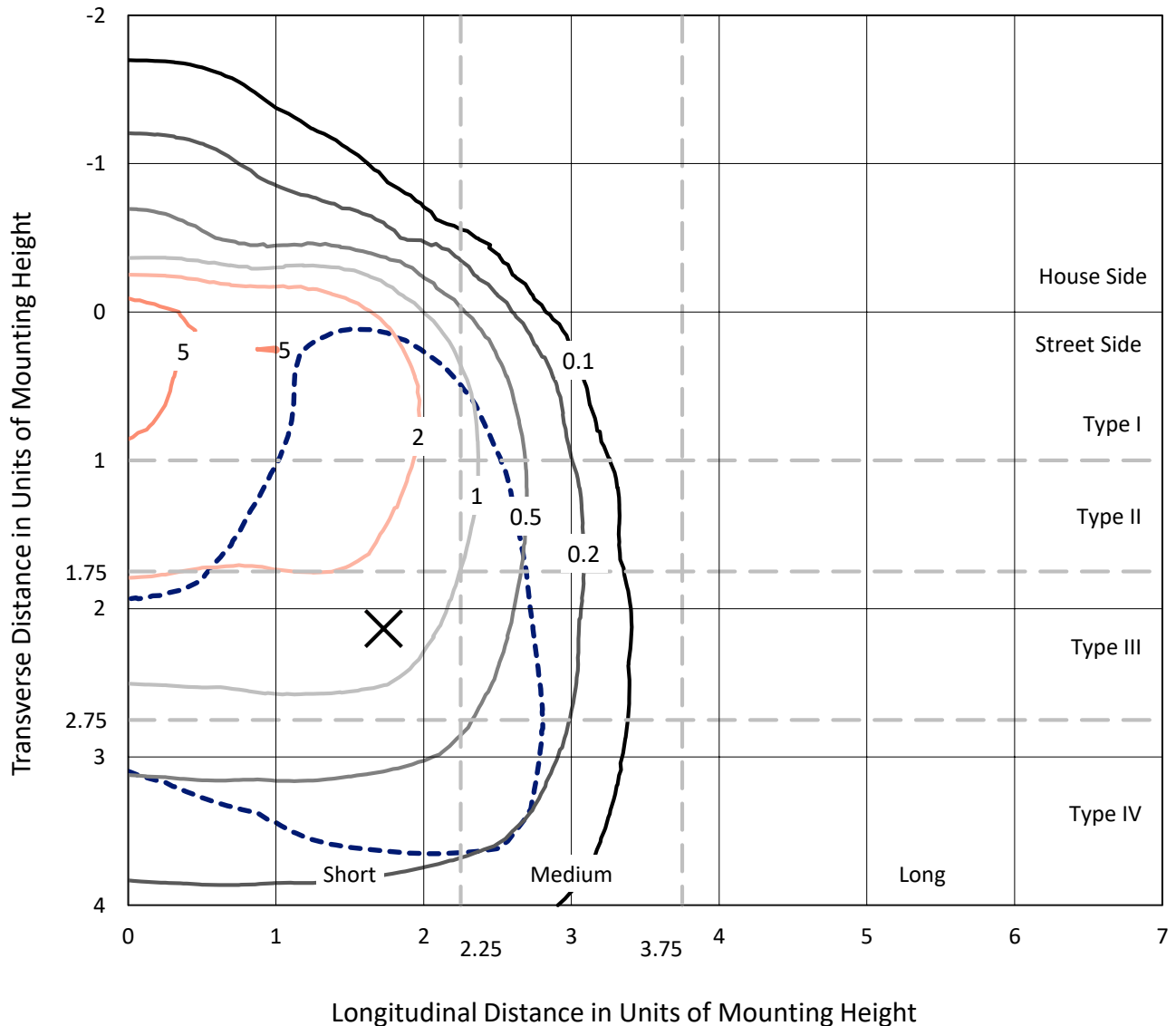


REPORT NUMBER: P270163

CATALOG NUMBER: GWC-AF-01-LED-E1-SL4-7027-800

### Iso-Footcandle Lines of Horizontal Illumination

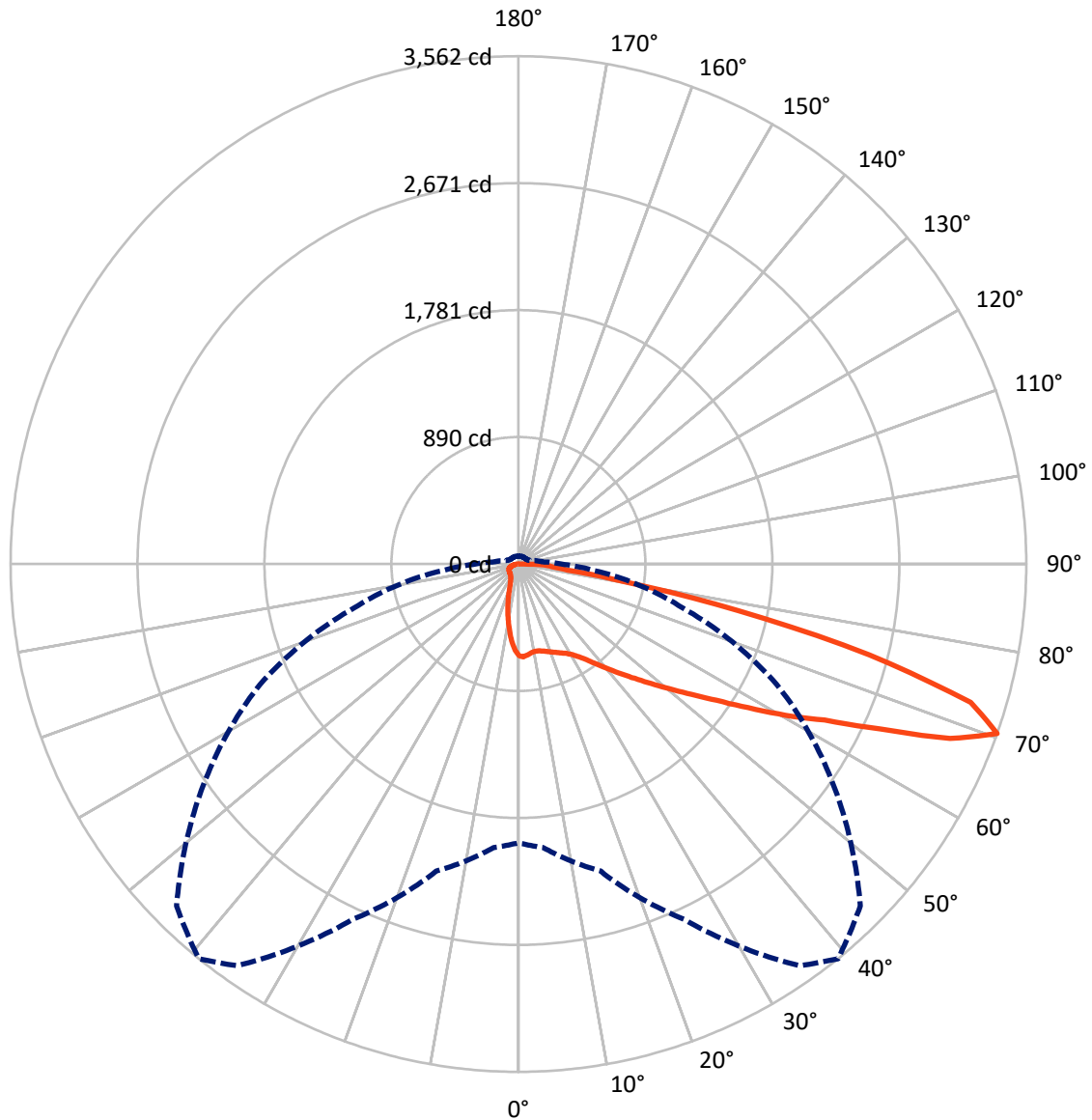
✕ Max cd  
 - - - 1/2 Max cd



Based on 10 foot mounting height. Maximum calculated value = 6.4 fc  
 Type IV - Short - Semi-Cutoff

REPORT NUMBER: P270163  
CATALOG NUMBER: GWC-AF-01-LED-E1-SL4-7027-800

### Luminous Intensity Polar Plot



— Vertical Plane Through 39-Deg Lateral    - - - Horizontal Cone Through 70-Deg Vertical

REPORT NUMBER: P270163

CATALOG NUMBER: GWC-AF-01-LED-E1-SL4-7027-800

**FLUX DISTRIBUTION:**

		Downward	Upward	Total
<b>House Side</b>	Lumens	482.2	0.0	482.2
	% Fixture	11.4	0.0	11.4
<b>Street Side</b>	Lumens	3757.8	0.0	3757.8
	% Fixture	88.6	0.0	88.6
<b>Total</b>	Lumens	4240.0	0.0	4240.0
	% Fixture	100.0	0.0	100.0

**Coefficient of Utilization**

**ZONAL LUMENS:**

Zone	Lumens	% Fixture
0°-10°	55.2	1.3
10°-20°	138.1	3.3
20°-30°	215.0	5.1
30°-40°	334.9	7.9
40°-50°	562.3	13.3
50°-60°	893.2	21.1
60°-70°	1191.5	28.1
70°-80°	719.5	17.0
80°-90°	130.2	3.1
90°-100°	0.0	0.0
100°-110°	0.0	0.0
110°-120°	0.0	0.0
120°-130°	0.0	0.0
130°-140°	0.0	0.0
140°-150°	0.0	0.0
150°-160°	0.0	0.0
160°-170°	0.0	0.0
170°-180°	0.0	0.0
0°-90°	4240.0	100.0
0°-180°	4240.0	100.0



REPORT NUMBER: P270163

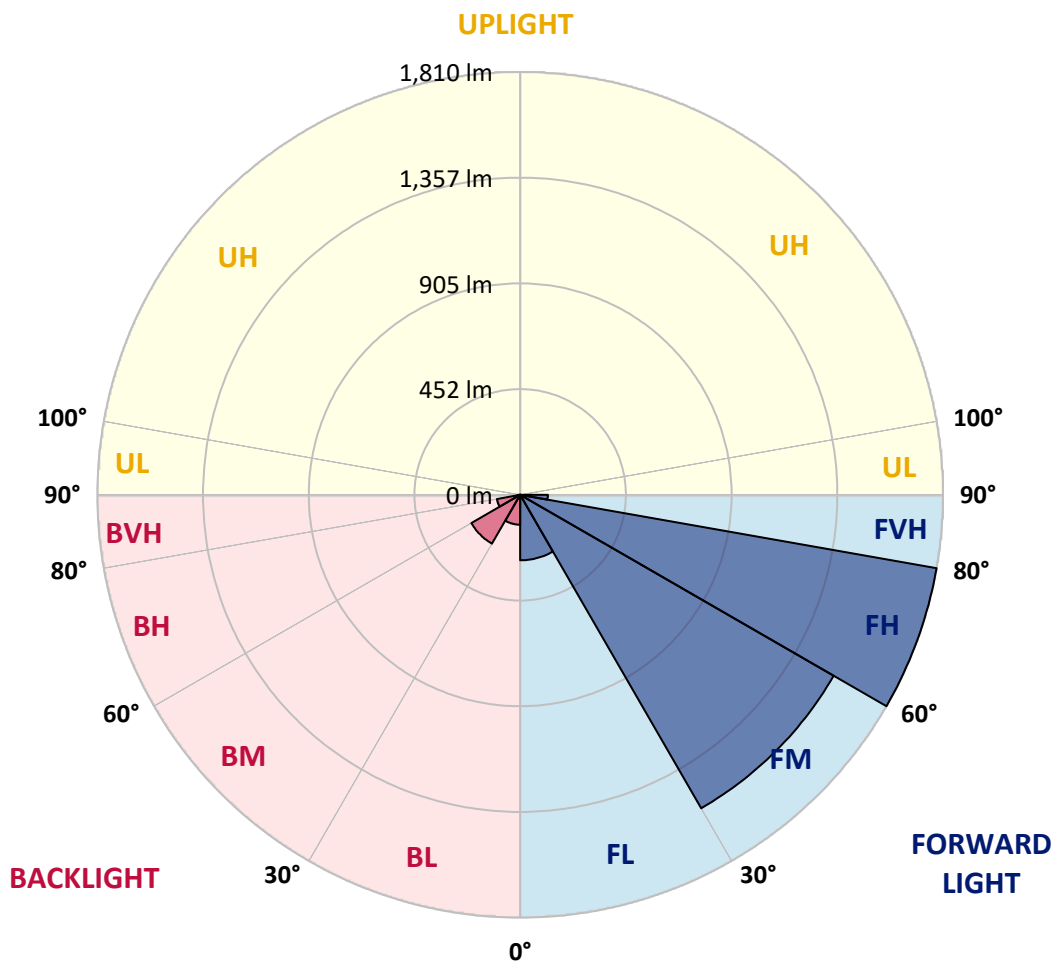
CATALOG NUMBER: GWC-AF-01-LED-E1-SL4-7027-800

**LUMINAIRE CLASSIFICATION SYSTEM LUMEN TABLE AND BUG RATING:**

Zone	Lumens	% Fixture	Zone Rating/Lumen Limit		
			B	U	G
FL (0°-30°)	280.4	6.6			
FM (30°-60°)	1549.1	36.5			
FH (60°-80°)	1809.8	42.7			G2/5000
FVH (80°-90°)	118.5	2.8			G2/225
BL (0°-30°)	127.9	3.0	B1/500		
BM (30°-60°)	241.3	5.7	B1/1000		
BH (60°-80°)	101.2	2.4	B0/110		G0/110
BVH (80°-90°)	11.7	0.3			G1/100
UL (90°-100°)	0.0	0.0		U0/0	
UH (100°-180°)	0.0	0.0		U0/0	

**BUG Rating: B1-U0-G2**

Type IV Short





REPORT NUMBER: P270163

CATALOG NUMBER: GWC-AF-01-LED-E1-SL4-7027-800

**CANDELA DISTRIBUTION (FULL):**

	0°	5°	15°	25°	35°	39°	45°	55°	65°	75°	85°
0°	643.6	643.6	643.6	643.6	643.6	643.6	643.6	643.6	643.6	643.6	643.6
2.5°	656.2	656.0	654.2	653.0	651.9	651.5	652.3	649.0	646.3	642.8	639.1
5°	651.2	651.0	648.2	645.6	643.0	642.2	642.0	636.2	632.6	627.6	620.5
7.5°	645.8	644.8	641.1	636.8	632.2	630.2	627.9	620.4	616.5	611.3	603.4
10°	640.2	639.0	635.6	631.1	626.8	623.7	620.0	612.6	608.5	604.6	595.3
12.5°	634.5	633.3	632.4	630.5	627.6	624.7	621.9	615.7	611.3	606.9	596.0
15°	633.6	633.1	635.1	636.4	634.7	632.9	629.9	624.5	620.0	615.5	601.4
17.5°	640.4	640.2	645.3	648.7	647.8	644.8	640.8	634.7	631.0	627.0	609.6
20°	655.6	656.7	662.7	667.3	662.9	658.5	651.9	643.5	641.5	639.9	618.0
22.5°	684.0	685.0	689.4	691.2	679.8	673.6	664.3	653.5	652.3	653.5	628.2
25°	728.4	727.4	726.6	720.3	699.7	690.1	678.2	667.0	667.6	673.5	642.4
27.5°	787.3	781.4	772.5	753.0	720.4	709.8	695.2	684.9	689.0	700.1	663.8
30°	848.3	841.8	821.0	789.3	747.6	735.7	719.6	708.0	718.7	736.4	692.2
32.5°	904.8	903.9	873.3	832.5	785.1	774.8	758.6	745.5	762.9	789.9	735.0
35°	966.3	968.4	931.7	882.8	835.8	825.1	813.3	803.4	826.7	863.8	796.7
37.5°	1032.4	1036.3	992.9	937.7	893.5	889.1	882.1	877.9	913.8	965.0	883.3
40°	1120.5	1116.7	1056.5	999.9	964.5	964.2	962.2	967.3	1027.2	1097.5	994.2
42.5°	1215.0	1203.5	1124.0	1066.5	1042.4	1049.6	1053.9	1075.0	1163.7	1258.3	1129.6
45°	1316.7	1291.0	1194.0	1137.0	1128.7	1144.3	1159.0	1204.8	1324.2	1441.3	1277.8
47.5°	1398.0	1373.1	1266.5	1210.8	1228.7	1252.2	1280.5	1353.1	1504.0	1630.3	1424.4
50°	1462.0	1445.8	1339.6	1297.2	1339.0	1375.1	1421.3	1521.1	1691.1	1814.4	1559.8
52.5°	1524.1	1512.0	1413.4	1385.5	1468.3	1518.2	1580.9	1701.3	1882.9	1995.6	1673.9
55°	1580.2	1571.6	1492.7	1495.7	1620.5	1685.6	1764.5	1906.6	2092.2	2157.0	1770.5
57.5°	1643.3	1632.3	1583.2	1633.7	1816.0	1900.5	2003.1	2137.2	2288.3	2300.6	1844.0
60°	1706.9	1697.3	1683.7	1793.3	2064.3	2153.1	2250.3	2360.7	2487.2	2411.9	1839.6
62.5°	1762.0	1763.2	1787.4	1960.8	2307.4	2410.3	2528.9	2638.0	2667.2	2431.4	1703.6
65°	1855.7	1872.6	1945.3	2198.0	2649.8	2787.4	2932.8	2915.4	2717.1	2250.2	1412.0
67.5°	1966.8	1996.8	2144.1	2513.9	3082.4	3265.1	3321.4	2978.2	2517.7	1829.0	1006.6
70°	1955.7	1996.8	2229.9	2749.6	3439.0	3561.5	3390.7	2695.4	1999.2	1194.9	534.6
72.5°	1736.7	1795.5	2055.1	2641.6	3326.8	3316.0	2943.7	2009.4	1187.7	479.9	208.9
75°	1323.7	1383.1	1606.4	2086.9	2629.2	2538.8	2088.6	1109.9	450.8	190.6	131.7
77.5°	761.5	807.5	980.1	1279.8	1668.2	1575.2	1162.5	493.7	219.5	132.8	102.9
80°	425.1	450.8	555.5	649.4	817.5	749.4	520.2	306.7	163.9	96.4	79.3
82.5°	336.1	359.0	449.2	409.5	373.3	344.5	298.7	273.2	130.9	60.7	47.4
85°	293.6	315.3	380.3	322.5	254.9	233.9	242.7	268.9	101.8	36.7	40.6
87.5°	272.0	301.1	338.9	248.6	198.5	175.9	223.9	294.6	32.8	22.8	16.3
90°	0.0	0.0	0.0	0.0	0.0	0.0	0.0	0.0	0.0	0.0	0.0



REPORT NUMBER: P270163

CATALOG NUMBER: GWC-AF-01-LED-E1-SL4-7027-800

**CANDELA DISTRIBUTION (continued):**

	90°	95°	105°	115°	125°	135°	145°	155°	165°	175°	180°
0°	643.6	643.6	643.6	643.6	643.6	643.6	643.6	643.6	643.6	643.6	643.6
2.5°	635.9	632.4	626.8	621.9	614.3	610.0	605.5	602.4	599.7	597.6	601.1
5°	616.2	609.9	598.0	585.2	570.2	558.3	548.4	539.2	532.6	528.4	531.3
7.5°	597.8	587.2	568.6	545.6	519.8	497.8	479.6	463.6	452.7	445.6	448.3
10°	587.2	574.0	545.5	509.2	471.0	436.8	408.3	383.8	366.7	356.9	358.6
12.5°	584.6	567.5	527.9	478.2	425.9	378.4	338.2	304.2	280.2	267.8	268.1
15°	586.6	564.9	511.6	448.3	382.4	322.3	272.2	230.9	203.0	188.9	188.6
17.5°	589.7	562.7	494.2	416.3	338.2	268.5	212.5	172.0	147.4	136.1	135.1
20°	593.2	559.1	474.9	381.6	292.3	218.4	166.5	134.7	119.3	112.9	112.6
22.5°	598.2	556.2	454.8	344.9	247.3	177.9	136.9	115.5	107.3	104.2	103.7
25°	606.1	554.7	433.5	306.7	206.7	148.8	119.3	106.1	101.2	99.2	99.0
27.5°	619.6	556.8	413.5	269.8	173.7	129.1	109.4	101.2	97.8	95.8	95.7
30°	636.8	563.4	392.3	234.5	148.1	115.7	103.2	98.1	95.3	93.3	93.3
32.5°	665.5	574.7	370.1	204.2	129.7	106.4	98.8	95.3	93.0	91.4	91.2
35°	707.8	595.8	349.4	178.9	116.6	99.8	94.9	92.3	90.5	89.7	89.7
37.5°	769.2	629.3	331.1	160.8	108.7	95.3	91.2	89.2	88.2	88.2	88.2
40°	851.8	675.3	316.3	148.8	104.2	92.0	88.5	86.9	86.2	86.4	86.4
42.5°	953.7	735.4	306.3	140.3	102.0	90.1	86.4	85.2	84.5	84.4	84.5
45°	1069.9	803.4	305.2	134.0	99.8	88.8	85.2	83.8	82.6	81.7	81.7
47.5°	1182.9	872.7	314.0	132.0	97.5	87.3	84.1	82.7	80.8	79.0	79.0
50°	1282.7	931.5	325.9	132.8	96.6	85.2	82.4	81.7	78.7	76.5	76.4
52.5°	1362.0	976.7	335.6	135.4	97.5	83.6	80.2	80.4	77.2	74.7	74.6
55°	1425.6	1006.6	333.0	138.0	99.4	82.7	78.2	78.7	76.0	73.8	73.8
57.5°	1453.4	995.5	304.3	135.9	100.9	83.1	76.7	78.4	76.4	74.2	74.2
60°	1393.7	897.9	250.6	126.3	99.0	82.4	76.0	79.3	79.1	77.0	76.7
62.5°	1213.0	723.0	194.5	112.3	92.3	79.1	74.4	79.1	81.4	80.8	80.6
65°	935.0	515.0	148.5	97.2	83.3	73.8	69.9	74.2	77.4	78.2	78.1
67.5°	606.9	315.7	114.4	83.1	73.1	67.5	64.0	65.9	66.7	66.7	66.1
70°	298.3	169.9	91.2	69.9	62.7	60.7	58.8	57.9	56.8	55.9	55.9
72.5°	147.2	111.0	75.0	59.1	54.1	53.3	52.8	51.6	50.7	49.5	49.1
75°	108.9	90.3	63.8	49.8	46.5	45.8	46.5	45.5	45.3	44.3	43.9
77.5°	89.6	77.0	54.9	42.7	39.9	38.4	39.6	39.9	40.2	38.7	38.4
80°	72.7	65.0	46.0	35.4	32.8	31.7	32.6	34.2	34.8	32.8	31.9
82.5°	52.5	53.3	37.1	27.6	25.4	24.6	26.3	28.4	28.8	26.1	25.4
85°	43.9	44.3	28.4	19.7	17.4	16.2	19.0	21.1	22.6	19.9	19.1
87.5°	18.3	26.1	16.3	11.0	9.7	8.4	10.2	11.1	13.6	12.4	12.2
90°	0.0	0.0	0.0	0.0	0.0	0.0	0.0	0.0	0.0	0.0	0.0

(END OF REPORT)